

Sandwell Job Vacancy Insight Report

January to March 2026

Current Job Posting Trends¹

Sandwell Overview

- Between January to March 2026 (inclusive), there were 5,033 unique job adverts for roles recorded in Sandwell. This number of postings is high compared to all local authority districts. Over the past year, this has decreased by 27.1%, compared to a decrease of 20.4% across the UK.
- During this period, there were 4,120 new job postings. This number of postings is high compared to all local authority districts. Over the past year, this has decreased by 26.6%, compared to a decrease of 21.0% nationally.

Demand and Interest Trend:



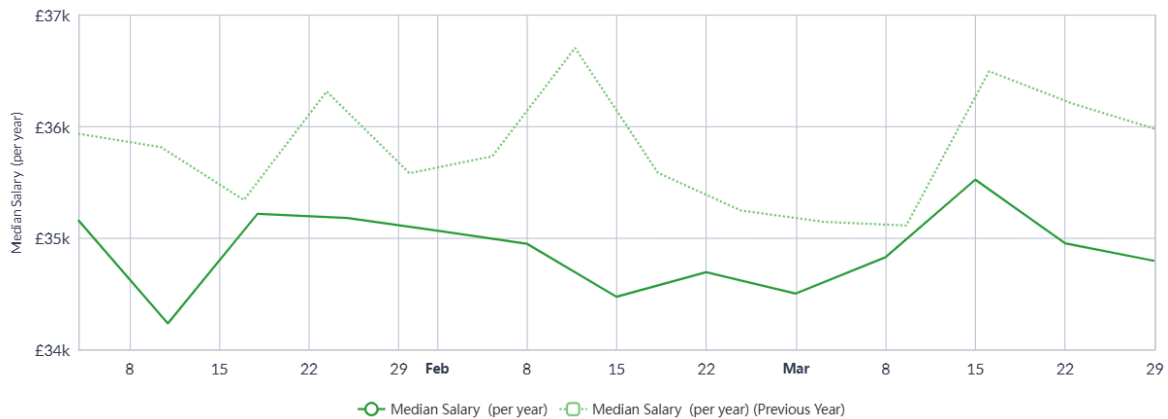
- Comparing the final week of the quarter with the week at the start of the quarter, live postings adverts have increased by 29.1% and new job postings have increased by 383.2%. This upward trend over the quarter suggests that demand by employers is decreasing.
- More recent trends also show that live postings increased by 6.4% in the last 30 days of job posting activity while new postings decreased by 3.9% showing greater stability in labour market demand compared to a sharp rise at the start of the period.
- By comparing interest quotient and demand, we can identify where there are mismatches in talent/supply and demand. Interest Quotient is ranked average at 1.4.

¹ Source: All data derived from the Adzuna Analyst Tool (April 2026)

Sandwell Advertised Salary

- The advertised median salary for roles over this period in Sandwell was £34,952 – down by 1.7% from the previous year and 5.3% less than the overall national median salary of £36,902.

Salary Trend:



Top Occupations

- The top posted occupations below account for 14.9% of all job postings in this quarter.
- Lorry Drivers was the most in demand occupation, receiving the highest number of postings in the area.
- Positions for Lorry Drivers were also the most in demand vacancies from the employee perspective, receiving the highest interest in terms of clicks and applicants.
- Supply Teachers have the highest location quotient and Primary School Teachers have the highest salary.

In-Demand Occupations:

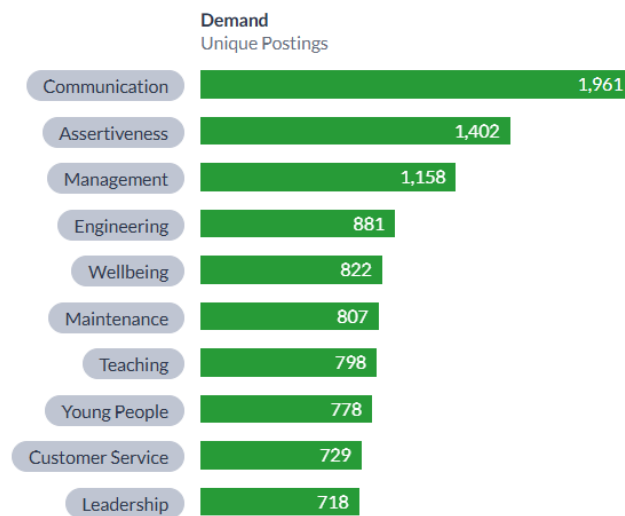
Occupation	Median Salary	Unique Postings	Location Quotient	Interest Quotient
Lorry Driver	£37,440	116	2.53	34.37
Manager	£35,000	92	1.18	12.37
SEN Assistant	£24,687	88	2.38	3.27
Driver	£35,260	85	2.2	26.92
Maintenance Engineer	£46,375	76	3.04	2.91
Teaching Assistant	£24,700	62	1.19	2.18
Healthcare Support Worker	£27,320	61	1.16	6.37
Primary School Teacher	£46,800	58	0.96	0.18
Supply Teacher	£42,358	56	4.91	2.18
Operator	£30,000	56	2.41	13.64

Most In-Demand Skills

- Reflecting the most advertised occupations, the biggest skills gaps are around ‘communication’, ‘assertiveness’ and ‘management’.

In-Demand Skills:

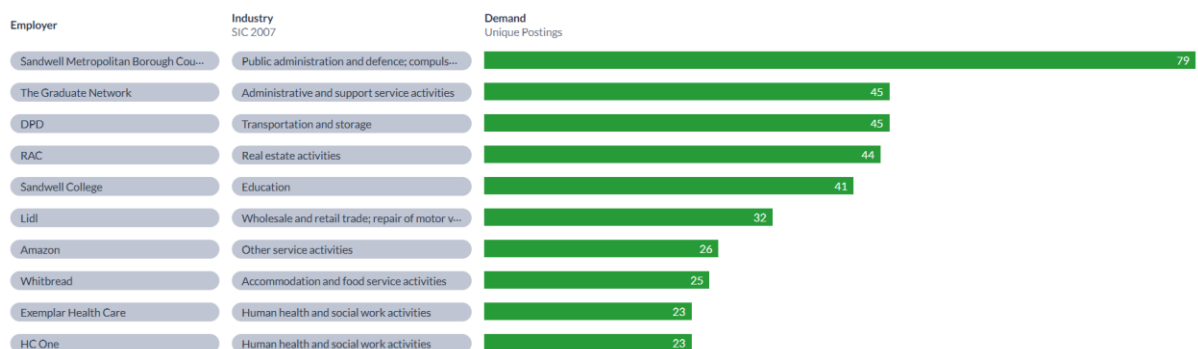
Skills most requested in postings in Sandwell, 01/01/2026 - 31/03/2026



Who's Hiring

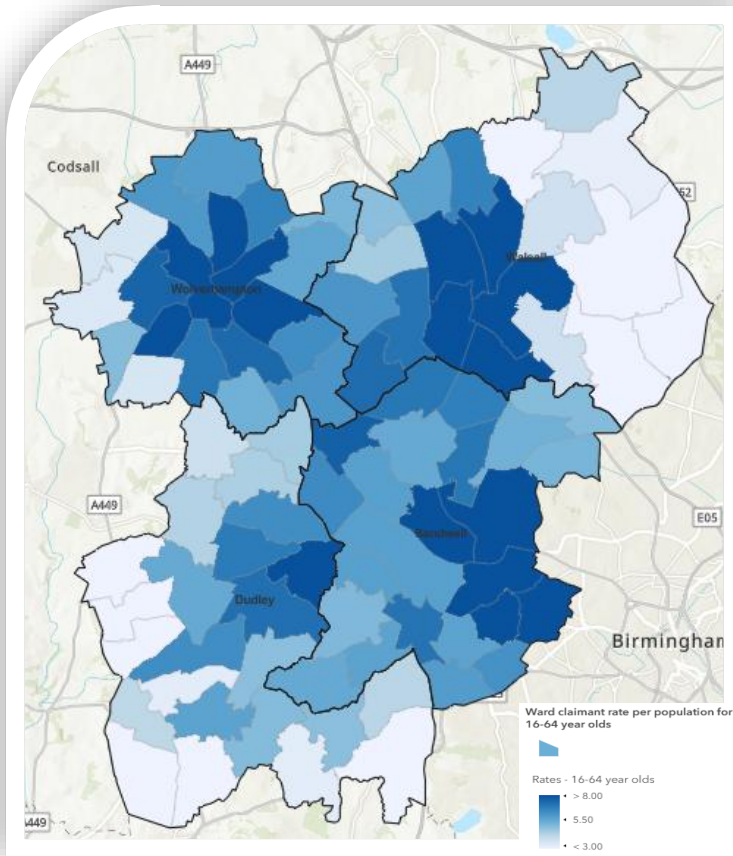
- By volume Sandwell Council have logged the most job postings, followed by The Graduate Network and DPD.

Employers Hiring:



Sandwell Total Claimants²

- Sandwell had 15,155 claimants aged 16 years and over in March 2026, an increase of 325 (+2.2%) claimants from the previous month. Compared to March 2025, claimants in Sandwell decreased by 710 (-4.5%).



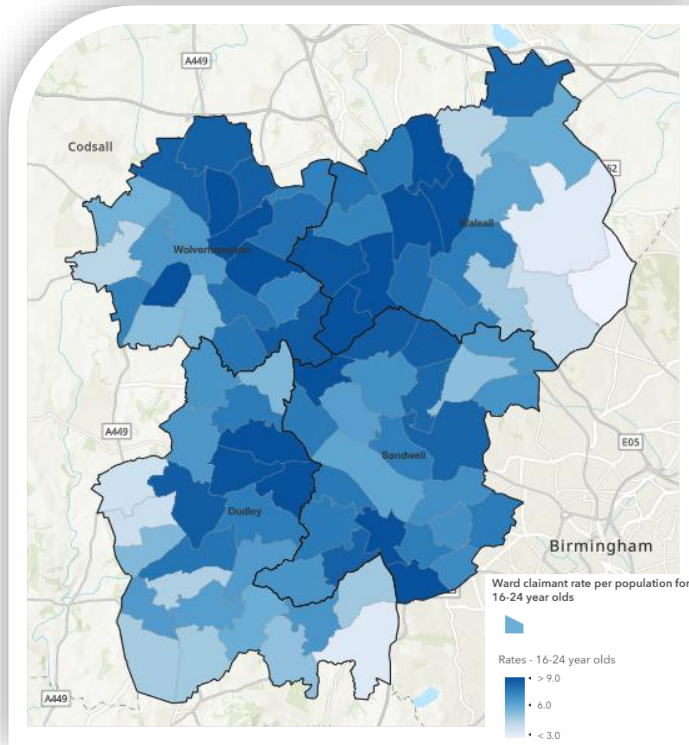
Sandwell Wards	Number	Rate
Abbey	525	6.3%
Blackheath	440	5.8%
Bristnall	460	5.8%
Charlemont with Grove Vale	445	5.4%
Cradley Heath and Old Hill	540	5.6%
Friar Park	530	6.8%
Great Barr with Yew Tree	420	5.1%
Great Bridge	565	5.9%
Greets Green and Lyng	855	8.4%
Hateley Heath	725	7.0%
Langley	670	7.1%
Newton	410	5.3%
Old Warley	470	6.0%
Oldbury	640	5.9%
Princes End	670	7.6%
Rowley	440	5.2%
Smethwick	850	8.3%
Soho and Victoria	1,285	9.4%
St Pauls	970	8.2%
Tipton Green	640	6.5%
Tividale	475	5.9%
Wednesbury North	590	7.0%
Wednesbury South	560	5.6%
West Bromwich Central	990	9.0%

- Out of the 24 wards within Sandwell, all 24 were above the UK average of 4.0%.
- The wards with the highest number of claimants as a percentage of residents aged 16 years and over were Soho and Victoria at 9.4%, West Bromwich Central at 9.0% and Greets Green & Lyng at 8.4%.

² Office for National Statistics (ONS) / Department for Work and Pensions (DWP), claimant counts, released April 2026.

Sandwell Youth Claimants

- Sandwell had 3,105 youth claimants in March 2026, this is an increase of 55 (+1.8%) youth claimants since the previous month. When compared to March 2025, the number of youth claimants increased by 100 (+3.3%).



Sandwell Wards	Number	Rate
Abbey	90	7.2%
Blackheath	105	8.5%
Bristnall	100	7.7%
Charlemont with Grove Vale	80	5.4%
Cradley Heath and Old Hill	110	6.9%
Friar Park	120	8.6%
Great Barr with Yew Tree	85	6.8%
Great Bridge	110	6.6%
Greets Green and Lyng	165	7.6%
Hateley Heath	165	8.3%
Langley	145	9.1%
Newton	90	6.9%
Old Warley	120	9.5%
Oldbury	115	6.3%
Princes End	145	9.1%
Rowley	110	7.7%
Smethwick	150	7.0%
Soho and Victoria	220	7.7%
St Pauls	190	7.0%
Tipton Green	135	7.7%
Tividale	110	7.8%
Wednesbury North	130	8.7%
Wednesbury South	125	7.0%
West Bromwich Central	180	8.4%

- Challenges remain with youth claimants as all 24 wards in Sandwell were above the UK average of 4.5% in March 2026.
- The wards with the highest number of claimants as a percentage of residents aged 16-24 were Old Warley at 9.5%, followed by Langley and Princes End both at 9.1%.